



ADI Analytics

OIL & GAS • ENERGY • CHEMICALS

2025 Industry Outlooks

- ▶ Industry outlooks

- ▶ About ADI Analytics



ADI Analytics
OIL & GAS • ENERGY • CHEMICALS

Upstream Outlook

Upstream outlook: Slow economies and geopolitics lead to oil oversupply ...

1

Global oil consumption is anticipated to increase by ~1.3 million bpd in 2025, rising from ~103.0 million bpd in 2024 to about ~104.3 million bpd. This growth, however, is lower than seen in the past two years. Non-OECD countries, particularly India, are projected to account for nearly all global oil demand growth, signaling the end of China's role as the primary driver of oil consumption.

2

Global oil production will increase by ~1.6 million barrels per day in 2025, with 90% of this growth coming from non-OPEC countries, such as U.S., Canada, and Guyana. The OPEC+ ongoing production constraints are anticipated to persist until at least April 2025.

3

The imbalance between oil supply and demand, coupled with ongoing geopolitical conflicts, is likely to influence oil prices in 2025. An oversupply from non-OPEC countries and sluggish global demand, will lead to a buildup in oil inventories, and oil prices are expected to average high \$60s to low \$70s per barrel.

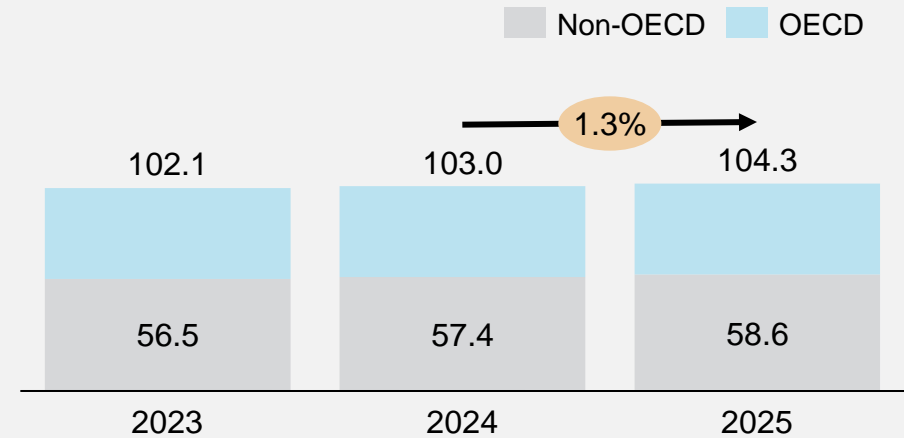
4

Deepwater investments are expected to rise by 3%, driven by developments in Suriname, Gulf of Mexico, and Türkiye. Recent discoveries off the coast of Namibia have also excited the industry, however the unexpectedly high gas content in these fields will require additional infrastructure, which could slow down their development.

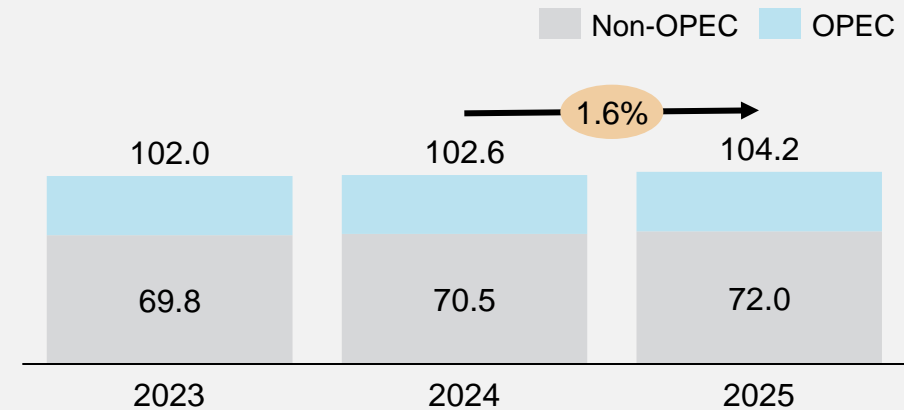
5

President-elect Trump plans to deregulate the oil & gas industry to grow U.S. oil & gas production. We anticipate this to have little effect as global oil markets are oversupplied and U.S. shale operators continue to prioritize returns over production growth, which would only depress oil prices further.

Global oil consumption by region
Million barrels per day (bpd)



Global oil production by region
Million barrels per day (bpd)



... Imbalance on oil supply and demand will push oil prices down

6 Geopolitical risks abound for oil markets this year. President-elect Trump's proposed tariffs could depress U.S. economic growth and, therefore, oil demand and oil prices. Similarly, a cessation of the Russia-Ukraine conflict could bring back Russian oil supply into the oil market depressing prices. Further sanctions on Iran could curb some of their oil supplies.

7 As new U.S. methane regulations (Subpart Quad Ob and Oc) and proposed changes (Subpart W) are implemented, operators are expected to invest in innovative technologies and strategies to mitigate emissions and avoid penalties. While President-elect Trump may moderate these rules, the industry faces broader pressures from EU Methane Regulations, which mandate measurement, reporting, and verification (MRV) of emissions, with penalties for non-compliance.

8 Mergers and acquisitions (M&A) in the upstream sector are expected to persist in 2025, driven by capital discipline and technology-driven productivity. In 2024, M&A activity in the Permian reached ~\$136 billion. However, rising acreage prices and a scarcity of high-quality targets may prompt companies to shift their focus toward drilling and acquisitions in regions such as Eagle Ford and Bakken, helping to bridge the valuation gap across shale plays.

9 Last year, U.S. oil well productivity defied expectations by improving across five of the seven major basins. This surprising uptick can be attributed to a focus on the most productive areas, advancements in completion design and technology, and a reduced share of private operator involvement due to ongoing consolidation. This trend is expected to continue through 2025, as capital efficiency and inventory depth will be crucial considerations for investors.

10 The Permian is shifting towards gas-weighted production as existing wells mature, resulting in higher gas-to-oil ratios (GOR), reduced operator activity, and large operators exploring tier 2 and 3 acreage, which generally has more gas. As operators work to maintain stable oil production, we expect continued increases in associated gas and NGL output in 2025.

Second Trump Administration likelihood of events and its industry impact

	Likelihood	Industry impact
1 Tariffs on China and rest of the world	● Low	● Negative
2 Russia-Ukraine peace deal	● Moderate	● Negative
3 Middle East peace deal	● Low	● Neutral

Likelihood >> ● High ● Moderate ● Low

Impact on the segment >> ● Positive ● Neutral ● Negative



ADI Analytics
OIL & GAS • ENERGY • CHEMICALS

Midstream Outlook

Midstream outlook: Growth opportunities are tied to U.S. hydrocarbon exports ...

1

The U.S. midstream sector will continue to grow as oil and gas production and exports rise to meet growing demand. President-elect Trump's plans to expedite permits for pipeline projects and lift the pause on LNG export project approval could further boost the sector's outlook.

2

Permian oil production is expected to reach ~6.52 MMbpd by the end of 2025 with the play having sufficient takeaway capacity of over 7.5 MMbpd. However, at the current production growth rate, a capacity shortfall is expected by the end of the decade.

3

While surging production continues to strain Permian gas takeaway capacity, the Matterhorn express pipeline, with 2.5 bcf/d capacity, began operations in late 2024, which along with three new upcoming projects -- Blackcomb with 2.5 bcf/d capacity and the APEX and Hugh Brinson pipelines with 2 bcf/d capacity each -- anticipated to start in 2026, will help alleviate the bottleneck.

4

Appalachian gas production growth will remain limited by takeaway capacity through 2025, although the Mountain Valley Pipeline, with a capacity of 2 bcf/d, which began operations in 2024, has eased some of the constraints.

5

Permian NGL supply growth will be supported by new takeaway capacity, including the upcoming Bahia NGL pipeline with a capacity of ~0.6 MMbpd, EPIC's Y-grade pipeline expansion adding ~0.08 MMbpd, and West Texas LPG pipeline expansion increasing capacity by ~0.42 MMbpd. Meanwhile Appalachia is tapped out without permitting reform.

6

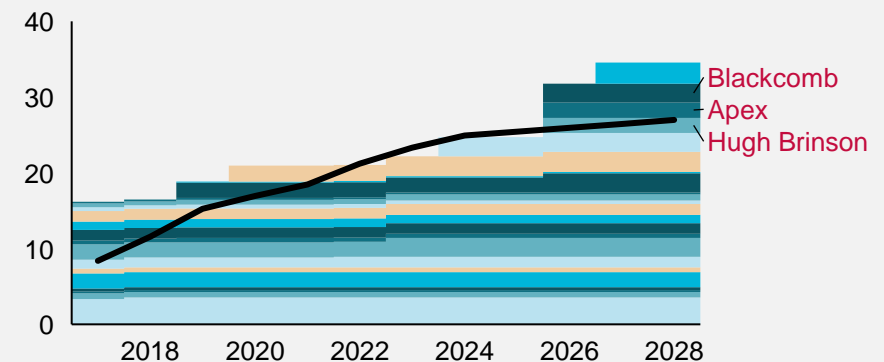
Several midstream players have plans to expand NGL fractionation capacity along the Gulf Coast. While ONEOK has announced the completion of MB-6, a 125,000 bpd NGL fractionator in Mont Belvieu, TX, Targa's CBF Train 10, with a capacity of 120,000 bpd, and Enterprise product's Frac 14, with a capacity of 195,000 bpd, are expected to come online next year.

Growth opportunities in U.S. midstream

Segment	Growth outlook
Crude oil in shale plays	🟡
Crude oil in export terminals	🟢
Natural gas pipelines	🟡
Natural gas storage	🟡
LNG export terminals	🟡
Gathering and processing	🟡
NGLs	🟡
Ethane export to terminal	🟡

Permian gas production and takeaway capacity

Billion cubic feet per day



Pipelines in red are new or expansions, coming online in 2025 or 2026

... But capitalizing on them needs both scale and complexity

7

With ~90% U.S. crude oil exports departing from the Gulf coast, total U.S. exports are forecasted to increase from ~4.1 MMbpd in 2024 to ~4.4 MMbpd in 2025. The Gray Oak pipeline expansion, adding 120,000 bpd of capacity in 2025, will help boost Corpus Christi's share of exports.

8

U.S. LPG exports are expected to reach ~2.3 MMbpd in 2025, with export capacity remaining tight for much of 2025. The expansion at Enterprise's Hydrocarbon Terminal, adding 120,000 bpd of LPG loading capacity, will help alleviate some constraints.

9

U.S. net ethane exports are anticipated to rise from ~476,000 bpd in 2024 to ~520,000 bpd in 2025, driven by production growth and new export capacity set to come online next year. Notable projects include Energy Transfer's expansion of its Nederland terminal, adding 250,000 bpd of flexible export capacity for ethane or other NGLs, and the first phase of Enterprise Products' Neches River Terminal, which will add 120,000 bpd of ethane export capacity.

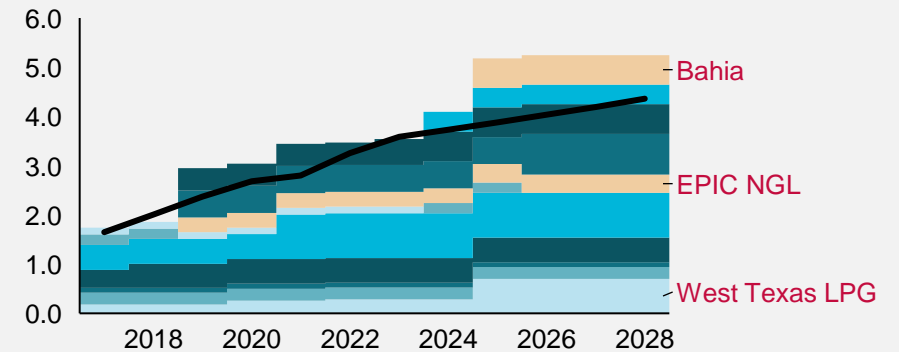
10

Large midstream operators are expected to continue pursuing M&A opportunities to scale their operations, position themselves for expanding export markets, and optimize their assets as the sector matures. Notable midstream deals in 2024 included ONEOK's acquisition of EnLink Midstream and EQT's acquisition of Equitrans Midstream.

11

Midstream companies are focusing on reducing GHG emissions and achieving sustainability goals, driven by investor pressure and stricter regulations. For instance, Kinder Morgan has adopted vapor recovery units to capture methane emissions, while Williams and Enbridge have been exploring various technologies to minimize pipeline blowdowns and methane venting, and Enbridge is partnering with Microsoft to use AI for asset optimization and emissions reduction.

Permian NGL production and takeaway capacity Million barrels per day



Pipelines in red are new or expansions, coming online in 2025 or 2026

Select upcoming pipeline projects

Pipeline	Fluid	Capacity	Startup
Gray Oak Expansion	Oil	0.12 MMbpd	2026
Bahia NGL	NGL	0.60 MMbpd	2025
West Texas NGL expansion	NGL	0.08 MMbpd	2025
NG3	Natural gas	1.7 Bcfd	2025
Blackcomb	Natural gas	2.5 Bcfd	2026
Apex	Natural gas	2.0 Bcfd	2026
Huge Brinson (Warrior)	Natural gas	2.0 Bcfd	2026
Gulf Run expansion	Natural gas	1.1 Bcfd	2026



ADI Analytics
OIL & GAS • ENERGY • CHEMICALS

Natural Gas and LNG Outlook

Global natural gas and LNG outlook: Growing global demand and ...

1

Global gas demand grew 2.8% to ~405 billion cubic feet per day (Bcfd) in 2024, representing ~40% of total energy demand growth. Global gas demand is expected to grow by 2.3% in 2025.

2

Global liquefied natural gas (LNG) demand grew 3.0% to ~413 million tons in 2024 and is expected to see a similar growth of 2.9% to 3.5% to reach 425 to 427 million tons in 2025.

3

Asia Pacific is expected to continue to drive global LNG demand through 2025 led by China and India. China's LNG imports rose by ~10% through August 2024 and are expected to grow by ~15% in 2025. India's LNG imports grew ~19% in 2024 to reach ~27 mtpy and we expect this to continue growing at 4% to 8% in 2025.

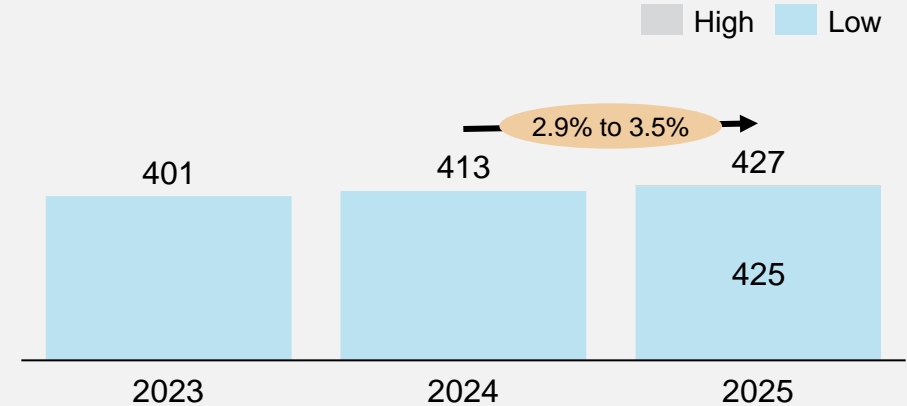
4

European Union storage levels dropped to 82% in the first week of December 2024, a 15% decline from the peak seen in November, due to greater-than-expected withdrawals in November. A colder winter is anticipated, and this may further exacerbate the tight supply situation in EU.

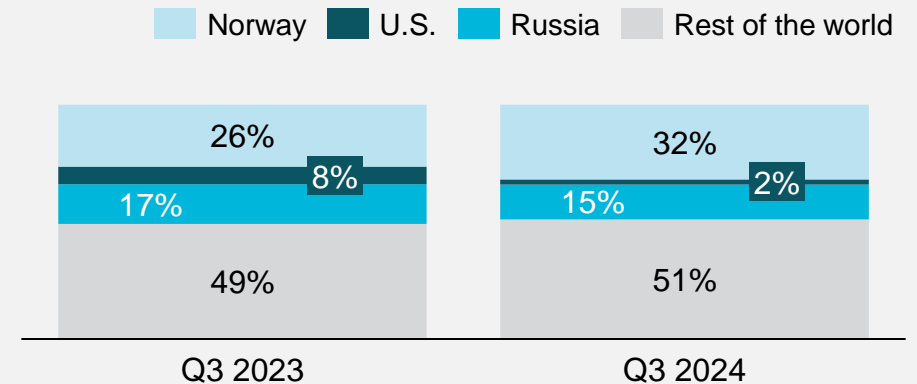
5

Additionally, despite an increase in European gas imports from Russia in 2024, the agreement to import Russian gas via Ukraine expired on January 1, 2025, and the gas transit was stopped. There is a significant risk that the deal does not get renewed, and this will force the EU to replace ~5% of its natural gas demand via Norwegian gas or U.S. LNG.

Global LNG demand Million tons per year (mtpy)



EU LNG imports by country Percentage



... Tighter supply to result in high gas and LNG prices globally

6

European LNG prices rose in late 2024 due to a steeper-than-anticipated decline in EU gas storage levels and growing uncertainty surrounding Russian gas supply via Ukraine. European LNG prices are expected to rise from ~\$10.8/MMBtu in 2024 to ~\$11.5/MMBtu in 2025.

7

The correlation between European and Asia Pacific prices for LNG reached an all-time high during 2024. Asia Pacific LNG prices will also rise from ~\$13.0/MMBtu in 2024 to ~\$13.5/MMBtu in 2025 driven by growing LNG demand in China and India.

8

Global LNG supply is expected to grow ~6% in 2025, mainly driven by the U.S. The U.S. will add 13.30 mtpy of LNG export capacity in 2025 via Corpus Christi Stage 3 (9.94 mtpy) and Plaquemines LNG (3.36 mtpy). An additional 63.51 mtpy has been planned in the U.S. through 2030 and more capacity is expected when President-elect Trump lifts LNG export permits pause.

9

In addition to the U.S., LNG Canada is expected to start operations at its Kitimat facility (14 mtpy) mid-2025. Qatar may add some LNG export capacity in late 2025 or early 2026 from its North Field expansion but no plans have been announced yet.

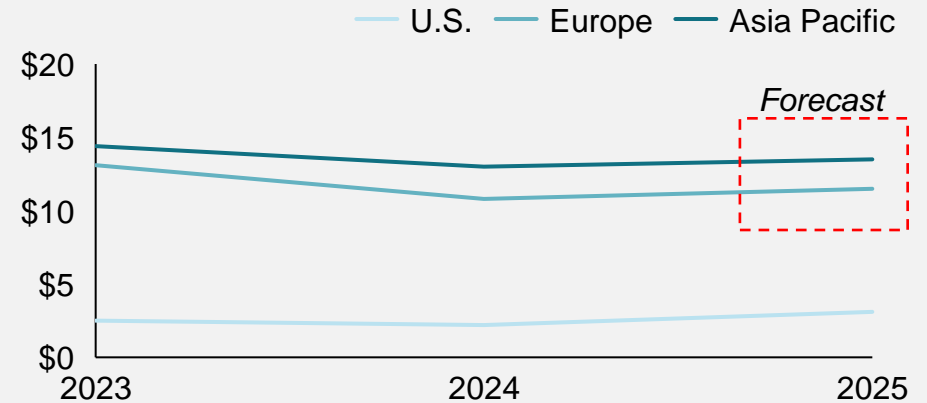
10

U.S. Henry Hub prices averaged ~\$2.20/MMBtu in 2024 and will see an uptick of ~55% to ~\$3.10/MMBtu in 2025 driven by domestic gas demand growth and LNG exports growth.

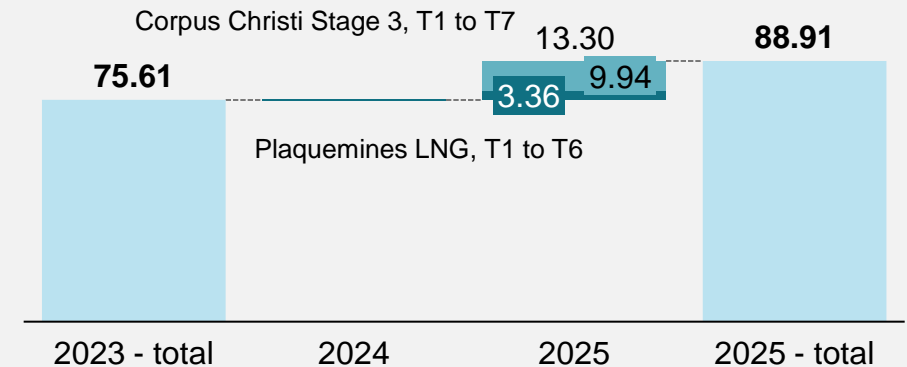
11

Gas production in the U.S. is expected to grow from 103 Bcfd in 2024 to 104 Bcfd in 2025, led by gas production growth in the Permian (~1.0 Bcfd growth), and followed by Eagle Ford and Haynesville.

Global gas and LNG price by region
USD per MMBtu



U.S. LNG export capacity
Million tons per year





ADI Analytics
OIL & GAS • ENERGY • CHEMICALS

Refining and Fuels Outlook

Refining and fuels outlook: Another challenging year for global refiners ...

1

Global crude oil demand will grow at a slower pace of ~1% in 2025, increasing from 103.6 to 104.4 mb/d, due to modest economic growth especially in Asia along with rising electric vehicle sales and adoption of LNG as an alternative fuel for heavy vehicles. Oil demand growth will be driven by increased global jet fuel demand and petrochemical feedstock consumption, primarily in China.

2

Brent crude prices are projected to drop high \$60s to low \$70s per barrel in the upcoming year due to the crude oil supply glut, potentially triggering a price war in early 2025 between Asian refiners and Middle Eastern oil producers over unsettled crude oil supply deals.

3

The global refining supply-demand gap is expected to continue narrowing in 2025 as net capacity additions slow, with global refining capacity rising from 104.2 to 104.8 mb/d. However, existing refining capacity, along with new capacity in Africa and the Middle East—including the expansion of Bahrain's Bapco refinery capacity to 0.38 mb/d and the reopening of Iraq's Karbala refinery at 0.14 mb/d capacity—will still exceed demand. This will continue to pressure refining margins, putting more old refineries at risk of closure.

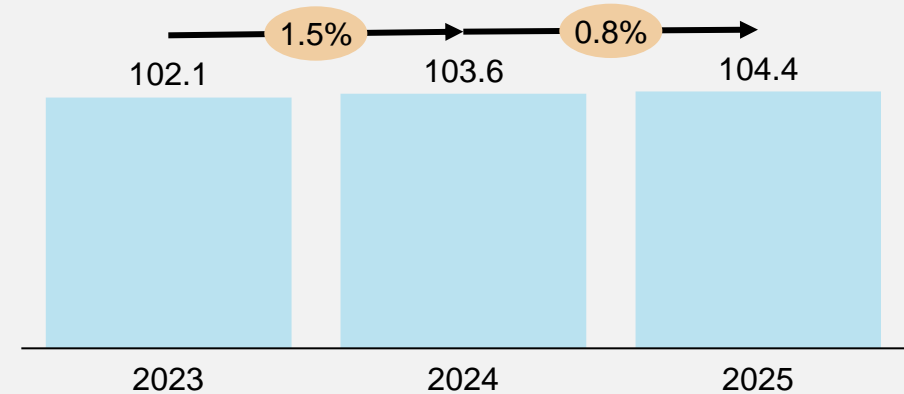
4

President Trump's 25% tariff on Canadian and Mexican imports is likely to cause U.S. refiners to reduce heavy crude oil imports from these countries. Total U.S. crude oil imports are projected to decline by 20%, from 2.5 mb/d to 1.9 mb/d in 2025. This could force U.S. refiners to lower utilization rates to ~90% or slightly below, due to supply shortages and sluggish demand.

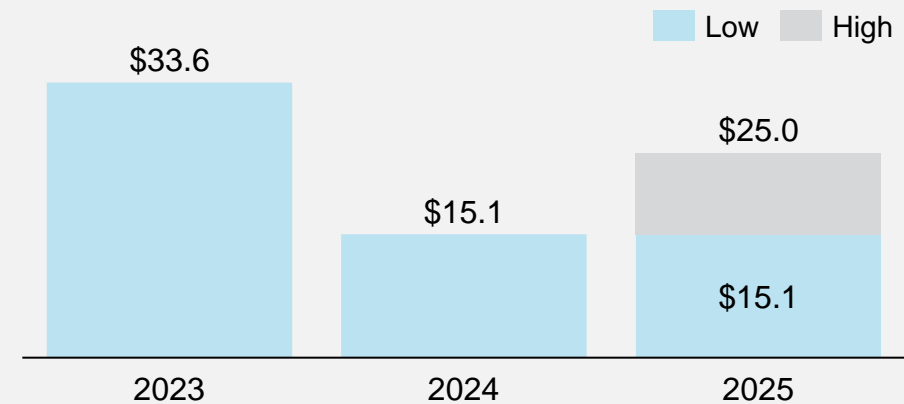
5

Due to potentially reduced refinery runs and major refinery closures on the U.S. West and Gulf Coasts (e.g., Phillips 66 closing its Los Angeles refinery in Q4 2025), the U.S. gross refining margin (GRM) is expected to improve slightly in 2025, ranging from ~\$15 to \$25 per barrel.

Global crude oil demand
Million barrels per day (mb/d)



U.S. gross refining margin
\$ per barrel



... With sluggish demand, tight margins, and potential supply disruptions

6

China's stimulus to boost consumer goods trade and deregulate the real estate markets will likely increase naphtha demand for petrochemicals and prices across Asia. We anticipate continued refinery-petrochemical integration in China and India as operators there boost their naphtha processing capabilities and seek flexibility in shifting production between fuels and naphtha.

7

However, shifts in U.S. sanctions policies and conflicts in the Middle East (Syria, Libya) and Europe (Russia-Ukraine) could disrupt oil flows to China, potentially leading to higher feedstock costs and further straining its margins. ADI forecasts China's GRM to drop from ~\$9.90 per barrel in 2024 to ~\$5.20 per barrel in 2025.

8

We expect refinery conversions for sustainable aviation fuel (SAF) production to continue in North America, Europe, and to a certain extent, Asia, driven by strong policy support. ADI expects global SAF demand to grow by ~6.5 times in 2025 as blending mandates in the European Union (EU) and UK come into force.

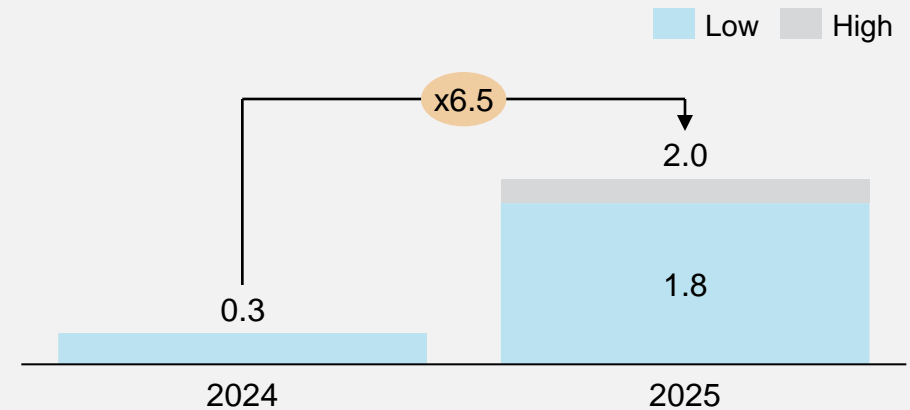
9

With FuelEU Maritime taking effect in 2025, we expect growing interest among European refiners in exploring blue and green hydrogen, as well as methanol and ammonia projects in the near to medium term to produce low-carbon ship fuels. For example, BP is already leading these efforts by investing in a green hydrogen plant with an annual capacity of 11,000 metric tons in Germany.

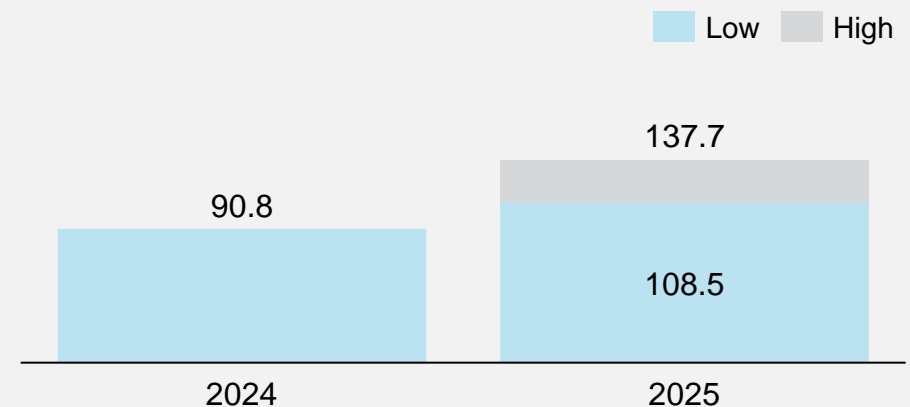
10

China's removal of export tax rebates for renewable diesel (RD) will cause a supply crunch of RD in Europe in 2025. However, EU biofuel mandates such as the Renewable Energy Directive (RED) III, and changes to biofuel ticket rollover schemes in Germany and the Netherlands are expected to continue driving European RD demand moving forward. ADI projects European RD demand to increase by 17.7 to 46.9 thousand barrels per day in 2025.

Global SAF demand
Billion gallons per year



European RD demand
Thousand barrels per day





ADI Analytics

OIL & GAS • ENERGY • CHEMICALS

Energy Transition Outlook

Energy transition outlook: The signal is now emerging from the noise as ...

1

Global electricity demand will rise by 4%, driven by AI and data centers, but solar growth will slow, increasing by only 11% in 2025 after a 35% surge in 2024, due to grid integration issues. Yet, solar will remain the largest source of new generation worldwide. Simultaneously, a resurgence of interest in nuclear power is observed leading to restarts of closed plants and development of advanced reactor technologies. Paradoxically, global coal consumption will remain high, breaking records until at least 2027, fueled by demand from India and China.

2

Energy storage, particularly grid-scale battery projects, will be led by intermittency of renewables, with associated power reliability costs potentially reaching \$435 billion globally by 2030. States and private businesses will play a larger role in driving energy solutions and energy efficiency. Virtual Power Plants (VPPs) will expand, driven by the increasing data center energy demands.

3

The EV market is poised for continued growth in 2025, with global EV share of light-vehicle sales ranging from ~17% to ~23%. China is expected to dominate, potentially representing two-thirds of global sales, impacting oil demand forecasts. Despite economic uncertainty and supply chain challenges, the long-term outlook remains positive due to declining battery costs, expanding charging infrastructure, and continued policy support in most advanced economies save the U.S.

4

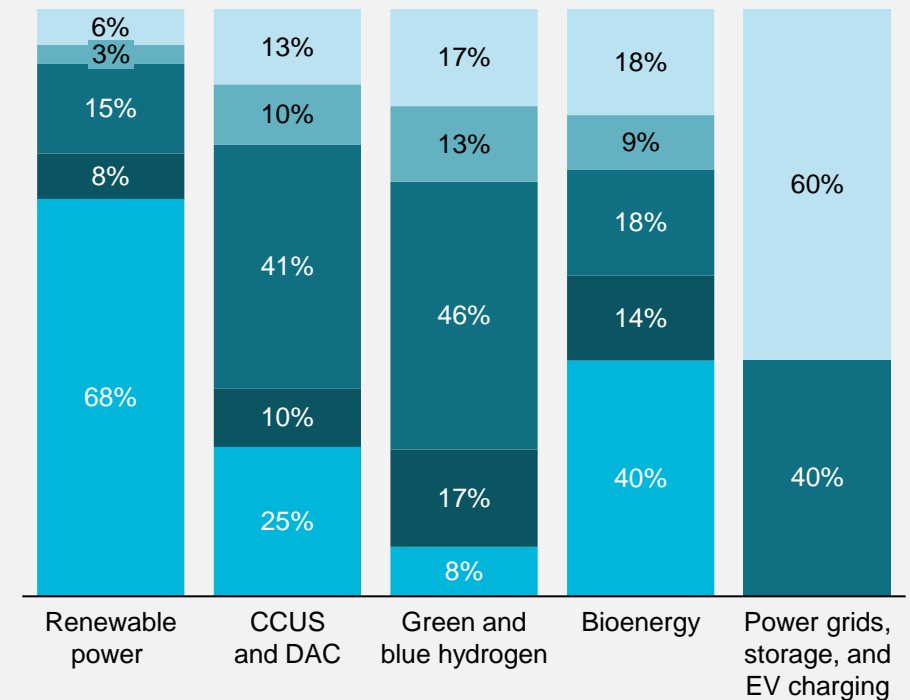
Carbon capture (CCUS) is expected to continue progressing through 2025, with Norway's Northern Lights project beginning CO2 storage at its Øygarden terminal and many of over 500 tracked global projects reaching final investment decision. However, project rationalization due to financing challenges, policy uncertainty, and persistent high costs is also anticipated, driving M&A, JVs, and partnerships, similar to ExxonMobil's Denbury acquisition. In direct air capture (DAC), the largest facility to date—STRATOS Phase 1 in Texas—is slated to commence operations in 2025, despite current DAC costs estimated at \$600–\$1,000 per ton.

5

Government support remains crucial for CO2 storage permitting and CCUS investment, as seen with Northern Lights, where government grants cover over 60% of costs. Despite global policy uncertainty, particularly in the US and potentially Canada, many countries, including Sweden, Denmark, Japan, and the UK, are actively funding new CCUS projects.

Energy transition plans in oil & gas companies Percentage

European majors Independents Other NOCs
U.S. majors Middle Eastern NOCs



...Policy support grows uncertain leaving projects to compete on economics

6

Hydrogen lost a lot of its luster in 2024 as project developers struggled to find offtakers due to high leveled costs. The momentum created by the Inflation Reduction Act's 45V credit was lost due to difficult compliance criteria that have just been relaxed somewhat. Collectively, many projects were canceled as it became clearer that electrolyzer costs will struggle to fall quickly. ADI expects blue hydrogen projects to make the most progress in 2025 along with continued interest in new technologies such as geologic hydrogen.

7

We anticipate the Inflation Reduction Act (IRA) to stand in the second Trump Administration. There will be a lot of noise, complaints, and grandstanding but the money will still flow. Some incentives may be trimmed and a few programs (e.g., Loan Programs Office) may slow down.

8

Despite political pushback, ESG investing principles are projected to endure, with substantial investments continuing in the energy transition. The Science Based Targets initiative (SBTi) is likely to offer more flexibility in the use of carbon offsets.










9

Potential shifts in US climate policy are prompting climate tech startups to explore international options, potentially hindering US innovation, and leading to a challenging funding environment in 2024 with more flat or down rounds due to past inflated valuations and investor caution. While 2025 funding is projected to increase, driven by IRA deployment, softening interest rates, and growing market viability, it's unlikely to reach 2022's \$40B peak. Funding distribution may also become more concentrated, favoring established companies as investors prioritize risk reduction.

10

While oil and gas companies have been active acquirers of climate tech startups in recent years, it's unlikely they will be the largest acquirers in 2025. While they possess significant financial resources and strategic interest in certain sectors, factors like increased funding from government programs, renewed interest from tech companies and corporations, and the current focus of oil and gas companies on consolidation within their own industry suggest a more diverse landscape of acquirers.

Recent M&A activity in energy transition

Acquirer	Acquired
Shell	
BP	
Kinder Morgan	
Chevron	
TotalEnergies	
Equinor	
ENI	
Repsol	
ExxonMobil	



ADI Analytics

OIL & GAS • ENERGY • CHEMICALS

Chemicals Outlook

Chemicals outlook: Resilience through innovation and restructuring to ...

1

Global chemical production is projected to grow by 3.5% in 2025, slightly outpacing the expected global GDP growth rate of 3.2%. This growth will be supported by stabilizing demand and improved supply chains. Regional recovery will vary, with North America and Asia expected to perform better than Europe.

2

Specialty chemicals are forecasted to grow by 5% in 2025, outpacing overall chemical production. This growth will be driven by demand in energy storage, healthcare, and semiconductors, with strong interest in high-purity materials and advanced components as technology adoption accelerates.

3

A 15% increase in EV production in 2025 will significantly drive demand for battery materials, lightweight composites, and advanced coatings. As automakers prioritize energy efficiency and sustainability, the chemical industry will play a crucial role in supporting innovations in EV technology and production.

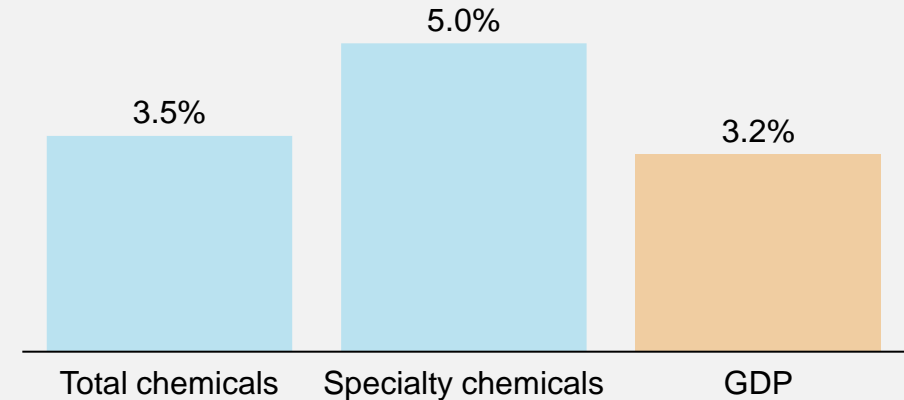
4

Following a slowdown in 2024 caused by high interest rates, capital expenditures are expected to rise by 4-6% in 2025. Growth will be led by investments in carbon capture, bio-based materials, and chemical recycling, with circular economy initiatives becoming a priority as companies respond to regulatory pressures and growing consumer demand for sustainable products.

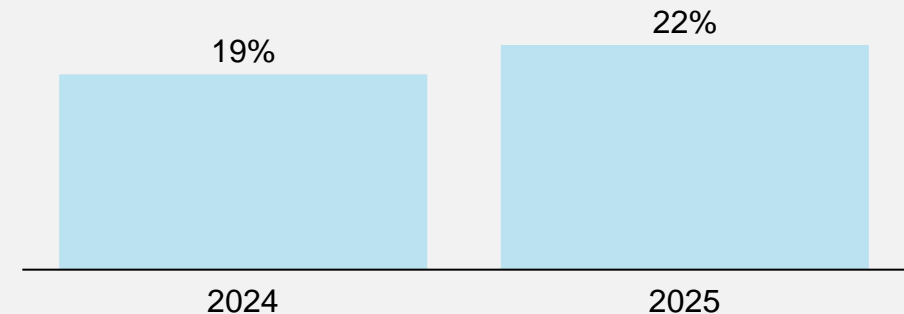
5

Continued oversupply in petrochemicals, particularly in China, will prompt producers to focus on higher-margin specialty chemicals, rationalize assets, and close underperforming plants to better align capacity with demand.

Global chemical production and GDP growth rates 2025



EV share of new light-vehicle market Percentage



... Target growing markets fuels optimism for industry recovery

6

Investments in nearshoring and regionalized supply chains are projected to grow by 15% as companies mitigate geopolitical risks and enhance sourcing flexibility. North America and Southeast Asia are expected to see the largest gains in regionalized production.

7

With low operating rates persisting across many sectors, companies are focusing on operational efficiency. The adoption of AI and digital tools is expected to boost margins by 3-5% through optimized asset utilization and predictive maintenance.

8

AI will play a pivotal role in accelerating R&D and enabling the development of consumer-focused solutions in high-growth markets like eco-friendly packaging, personal care, and wellness products.

9

Geopolitical tensions are expected to continue disrupting trade flows. Proposed U.S. tariffs of 10% on imports from China and 25% on imports from Canada and Mexico could trigger retaliatory actions, posing significant challenges for U.S. polymer producers. Expect companies to focus on diversifying supply chains and expanding global production to mitigate associated risks.

10

Economic recovery is expected to drive a rebound in M&A activity, with a focus on high-growth segments such as specialty and performance chemicals. Asia and the Middle East are anticipated to lead this activity as companies in these regions continue expanding downstream capabilities.

Recent M&A activity in chemicals

Acquirer	Acquired	Anticipated closing date
		Apr-2025
		Mid-2025
		H2-2025
		2025
		2025

▶ Industry outlooks

▶ About ADI Analytics

ADI Analytics is a consulting firm serving oil & gas, energy transition, chemical, and industrial clients



Over 350 clients including Fortune 500 brands, mid-sized firms, start-ups, and investors have engaged ADI to shape decisions

Oil & Gas							Investors	Early-stage	Public
Chemicals									
Industrials & Digital									
Oilfield Services									
EPC									

Our value proposition – expertise, proven experience, thought leadership, and analytics – is designed to help clients succeed

Deep, frontline industry expertise



Nearly **1,000 projects** for **350+ clients** since 2009

Differentiated thought leadership



Proprietary analytics-
and data-driven

Organizations accelerate their priorities with ADI's consulting services, subscription research, data analytics, and conference

Consulting

Discover and capture opportunities, solve problems, and help businesses thrive amid uncertainty with ADI's market research and management consulting services



Research

Track markets with ADI's subscription research



Analytics

Inform workflows with ADI data, models, and analytics

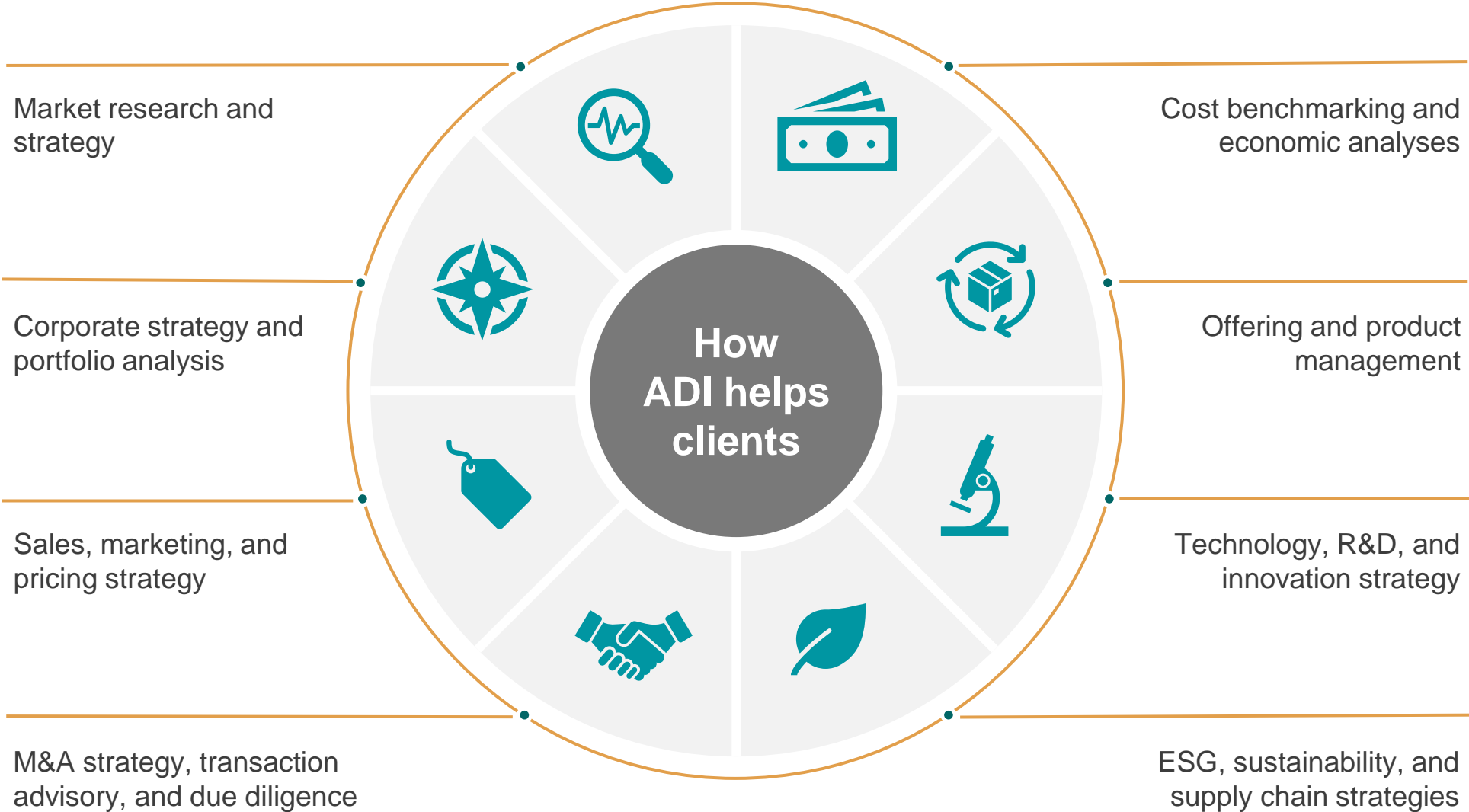


ADI Forum

Build a strategic view and network at our conference



Clients shape strategy, grow sales, refine costs, drive deals, and build competencies with ADI's management consulting services



ADI's structured and rigorous approach is built on our deep expertise and rich industry knowhow in energy and chemicals



Upstream

- Oil basins / shale plays
- Exploration trends
- Completion strategies
- Production services
- Oilfield services
- Offshore operations
- Digital and automation
- Oilfield waste mgmt.
- Wastewater treatment
- Oilfield equipment
- Oilfield chemicals
- Enhanced oil recovery
- Upstream technology
- Asset valuations
- Country assessments

Midstream

- On/offshore pipelines
- Gathering & process.
- Gas processing plants
- NGL fractionators
- Oil, LPG, NGL exports
- Ethylene exports
- Ethane rejection
- LNG project feasibility
- Condensate splitters
- Midstream equipment
- Compressor services
- Drag reducing agents
- Corrosion inhibitors
- Sulfur removal units
- Methane emissions

Downstream

- Refining markets
- Refinery operations
- Fuel demand / supply
- Fuel trading and retail
- IMO 2020 regulations
- Fuel product export
- Auto regulations
- Crude-to-chemicals
- Process automation
- Refining catalysts
- Process licensors/EPC
- H2S scrubbers
- Wastewater treatment
- Small-scale GTL / LNG
- Fuel / lube additives

Chemicals

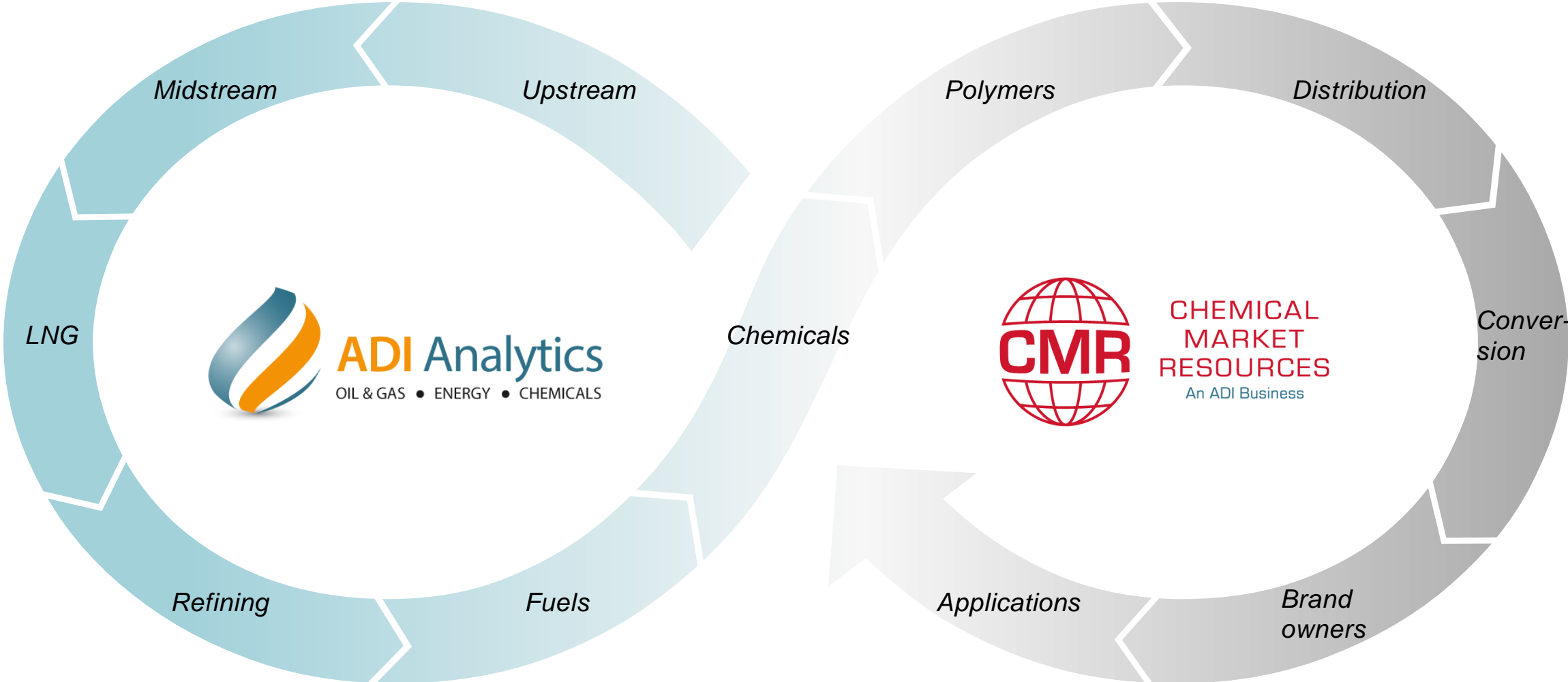
- Olefins and aromatics
- Polyolefins / plastics
- Flexible packaging
- Styrene-block copoly
- Ethylene value chain
- Propylene value chain
- C4 value chain
- Pygas and derivatives
- Bio-based chemicals
- Oxo-chemicals
- On-purpose olefins
- Methanol / ammonia
- Specialty tolling
- Electronic chemicals
- Specialty amines

Energy transition

- Coal-/gas-fired power
- Solar and wind
- Steam turbines
- Micro gas turbines
- Small modular nuclear
- Geothermal and EGS
- Distributed generation
- Power systems
- Transmission
- Li-ion batteries
- Energy storage
- Boiler feed pump
- Demand response
- Smart meters
- Microgrids

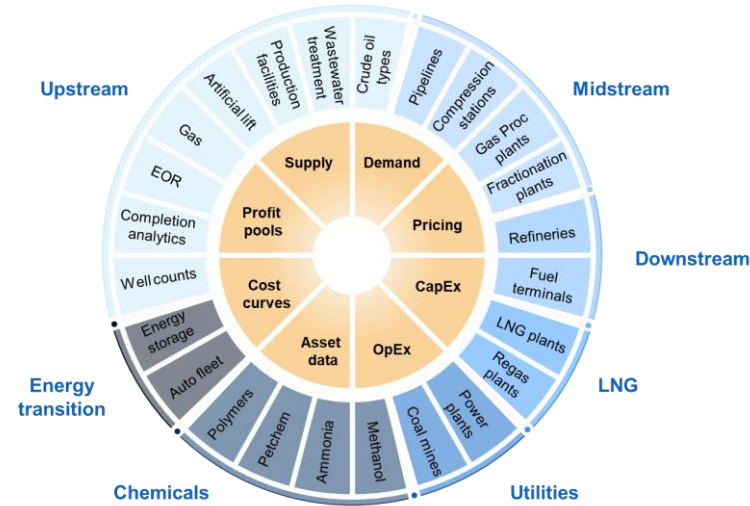
Note: Illustrative and not comprehensive

With the acquisition of Chemical Market Resources, ADI's expertise now covers the entire hydrocarbon value chain

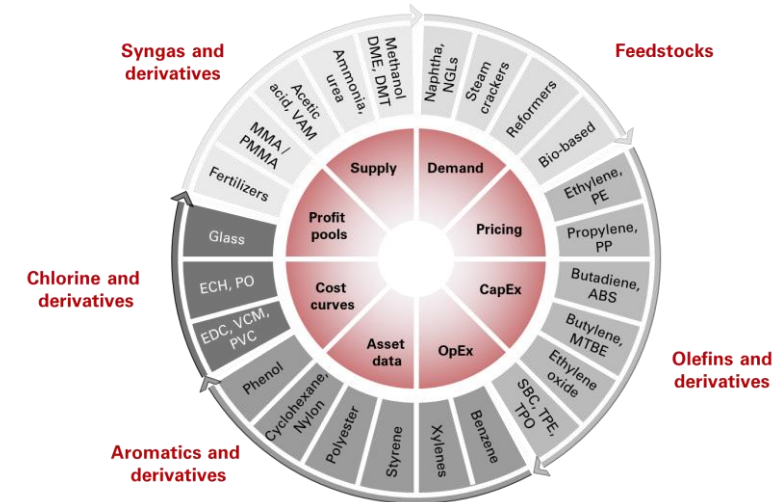


Finally, ADI databases and subscription research services will shape our work with the latest intel, forecasts, and insights

Oil & Gas



Chemicals & Polymers



ADI's subscription research services



SAF tracker [↗](#)



Direct air capture [↗](#)



Jet and aviation fuel [↗](#)



Green cement [↗](#)



Climate solutions [↗](#)



Small-scale LNG [↗](#)



Marine Fuels [↗](#)

ADI consistently exceeds client expectations in project delivery, client service, and satisfaction



“Work directly with firm partners ... high-quality work products.”

- Alex Rozenfeld, VP, Ventures, Shell



“Lots of oil & gas expertise. Very analytically driven. Better customer service.”

- Vikki Dunn, CMO, GE Oil & Gas



“The best about ADI is their ability to drill into a specialized area.”

- Johanna Schmidtke, Director, Saudi Aramco



“Very diligent, very detailed ... went the extra mile.”

- Elliott Smith, VP, Strategy, Voith



“They’ve been outstanding. ADI is very thorough, very professional. They deliver a lot of good insights right out of the gate.”

- Randy Benson, VP, Sales, Harsco



“The thoroughness of ADI’s research is phenomenal.”

- Steve Woodward, SVP, Antero Resources



“ADI did a great job to help us think and advance in making our investments.”

- Meghan Leggett, Principal, White Deer



“ADI has very deep market knowledge and access to the right experts and delivered very successful projects.”

- Brian Orkin, Partner, Arsenal Capital Partners

Join us at the ADI Forum to build a strategic view of oil & gas, energy transition, and chemicals in 2026



Oil & Gas

Upstream, midstream, natural gas, LNG, refining, and fuels



Energy Transition

Renewable power, CCUS, biofuels, hydrogen, batteries, and sustainability



Chemicals

C1 derivatives, plastics, specialty chemicals, engineered materials, and recycling

January 28, 2026 • Houston, TX • www.adi-forum.com



ADI Analytics

OIL & GAS • ENERGY • CHEMICALS

440 COBIA DRIVE • STE 1704 • HOUSTON • TEXAS 77494

+1 (281) 506-8234 • INFO@ADI-ANALYTICS.COM

WWW.ADI-ANALYTICS.COM



1000+
PROJECTS

SINCE
2009

350+
CLIENTS



ACQUIRED IN
2017

ANNUAL
FORUM

90+
DATABASES